

❖ Effect of Distortion on the *d*-Orbital Energy Levels

The splitting pattern of five *d*-orbitals for different geometries is also different; and therefore, this also induces an evident effect upon the *d-d* transitions in a metal ion complex. The UV-visible spectrum arising from these transitions provide information about the structure of these complexes. Hence, the effect of structural distortion upon the energies of the various free ion terms must be studied in detail.

➤ Distortion in Six-Coordinated Complexes

The hexa-coordination of ligands in different metal complexes can be categorized as octahedral, tetragonal, rhombic and trigonal anti-prismatic. If six ligands are supposed to approach the metal center along *x*, *y*, and *z*-axis (each passing through the two faces of a cube) then the octahedral, tetragonal and rhombic geometries can be represented by the bond length correlation of $x = y = z$, $x = y \neq z$ and $x \neq y \neq z$, respectively. The tetragonal distortions from perfect octahedron occur as the elongation or compression along only one four-fold axis while the rhombic distortions occur as the unequal amount of elongation or compression along two four-fold axes of rotation. Moreover, the trigonal distortions occur as the elongation or compression along one of the four three-fold symmetry axis.

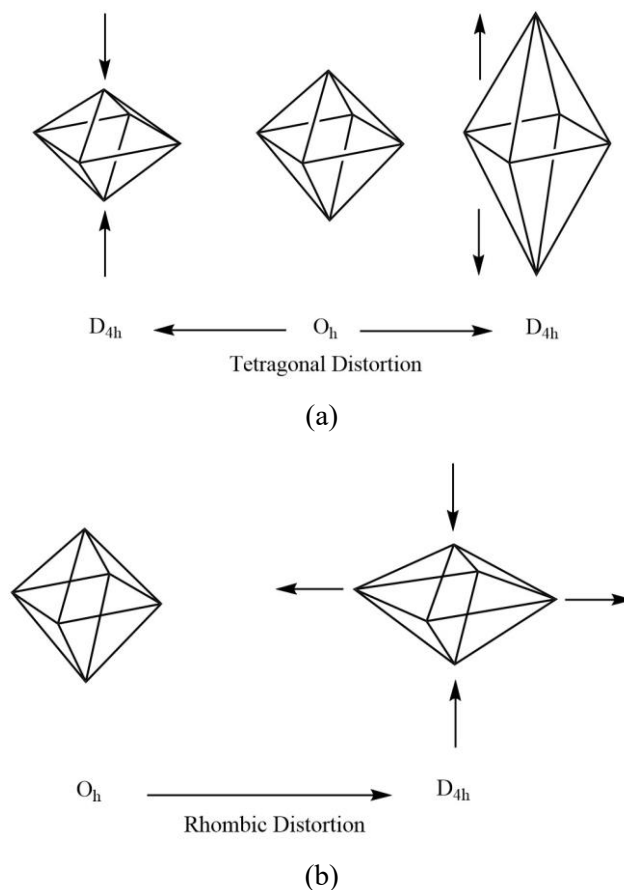


Figure 43. Continued on the next page...

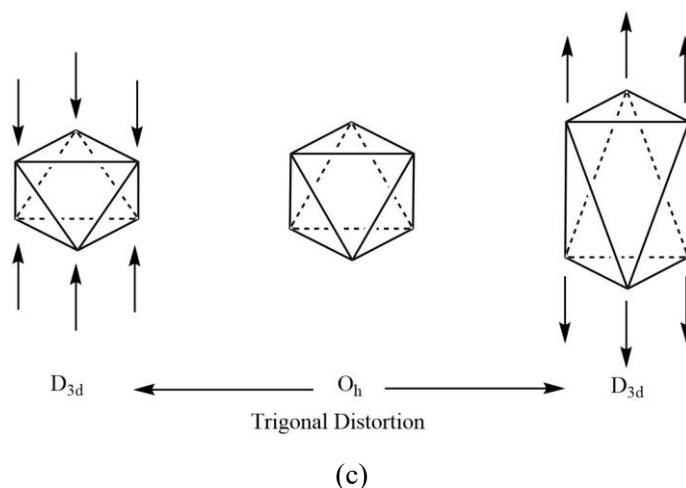


Figure 43. The (a) tetragonal (b) rhombic and (c) trigonal distortion in octahedral metal complexes.

1. Tetragonal distortion: As there is no inter-electronic repulsion in the d^1 -complexes, the electronic energy states can be correlated with the splitting pattern of d -orbital set. Hence, in the case of z -out tetragonal distortion, the repulsion between metal electrons and ligand electrons will be less for the states comprising of electron density concentrated in orbitals directed toward z -axis. However, the tetragonal compression along z -axis will destabilize the electronic states having electron density distribution along or near z -axis. The effect of tetragonal distortion upon free ion terms of d^1 and d^4 -metal complexes can be shown as:

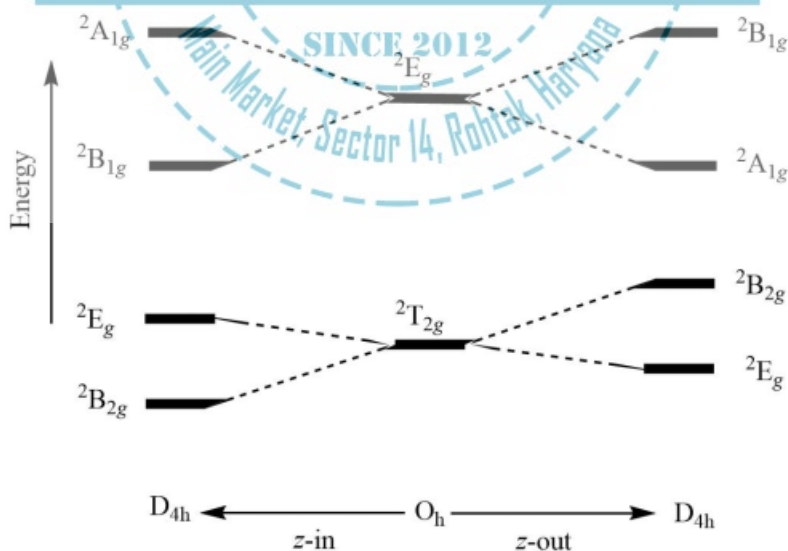


Figure 44. The splitting pattern of d -orbital energy levels of d^1 -metal complexes undergoing tetragonal distortion.

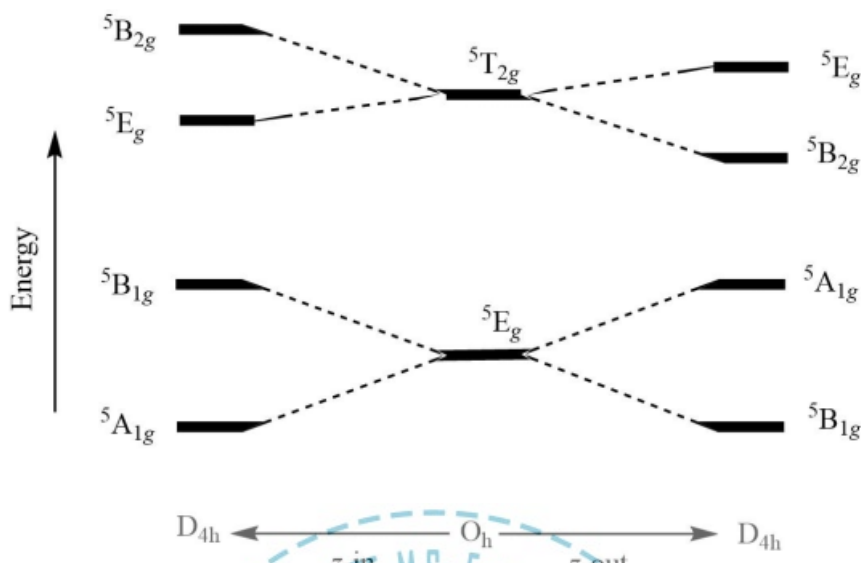


Figure 45. The splitting pattern of d -orbital energy levels of d^4 -metal complexes undergoing tetragonal distortion.

It is worthy to mention that the homoleptic complexes of d^1 -configuration prefer to undergo tetragonal compression due to Jahn-Teller distortion rather than the elongation. However, the heteroleptic complexes do show a splitting profile shown in the left side of Figure 44, like $\text{trans}[\text{TiA}_4\text{B}_2]^{3+}$, if A-type ligands occupy a higher position in the spectrochemical series than B-type.

Apart from the Jahn-Teller distortions, the degeneracy of electronic states of octahedral complexes is also lifted when all the six ligands are not the same. This lowering of symmetry creates additional energy levels. For instance, Cr^{3+} is a d^3 system and does not show conventional Jahn-Teller distortion but the complexes like $\text{trans}[\text{CrA}_4\text{B}_2]^{3+}$ show quite complex UV-visible spectrum which can only be explained in terms of energy levels of D_{4h} symmetry. Furthermore, chelate metal complexes like $[\text{Cr}(\text{ox})_3]^{3-}$ and $[\text{Cr}(\text{en})_3]^{3+}$ are no longer ideal octahedral geometries as their symmetry is lowered down to D_3 point group. However, the UV-visible spectrum of these complexes can successfully be rationalized as if they are arising from a perfectly octahedral complex like $[\text{CrA}_6]^{3+}$. This is obviously due to the fact that the extent of perturbation in these chelate complexes is quite small. Nevertheless, if we replace one ethylenediamine with two F^- ligands to form $\text{trans}[\text{Cr}(\text{en})_3]^{3+}$, the perturbation produced by the differentiation of the ligands is no more intolerable limit for ideal octahedral coordination.

The energy levels for a d^3 system in an octahedral complex and their splitting during tetragonal distortion is shown below.

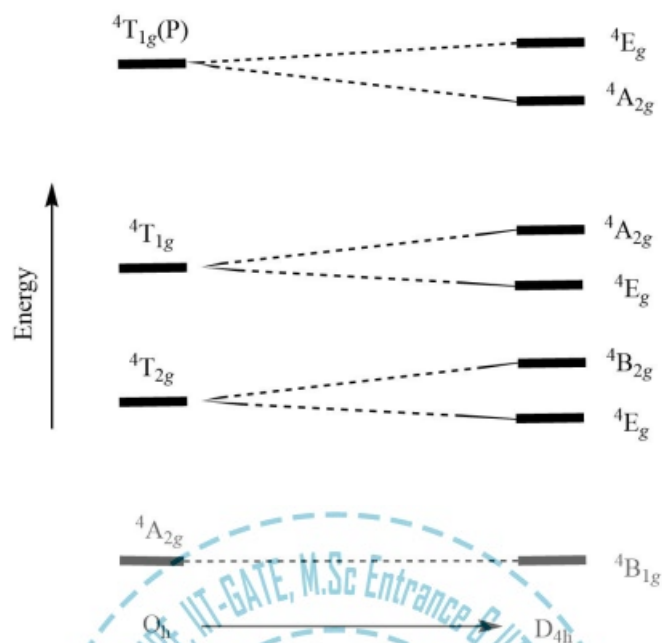


Figure 46. The splitting pattern of d -orbital energy levels of d^3 -metal complexes in tetragonal distortion.

2. Rhombic distortion: The unequal amount of elongation or compression along two four-fold axes of rotation in octahedral complexes produces rhombic distortions. The common examples of rhombic distortion are high-spin Mn(III) and spin-paired Co(III) complex. Owing to more than one d -electron, we must consider ourselves with electronic states and not simply orbitals. The splitting pattern that occurs in a rhombic field is also shown below.

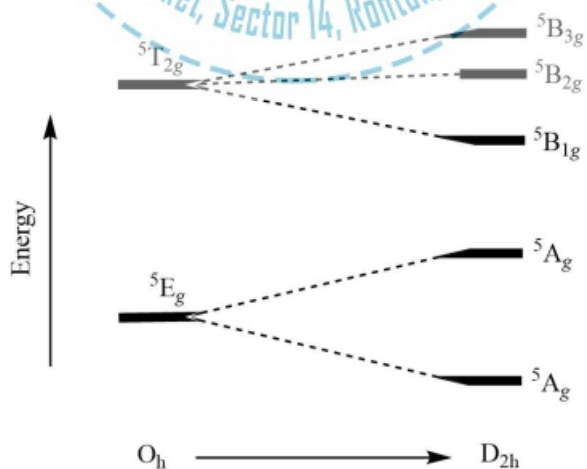


Figure 47. The splitting pattern of d -orbital energy levels of d^4 -metal complexes in tetragonal distortion.

3. Trigonal distortion: The trigonal distortions occur as the elongation or compression along one of the four three-fold symmetry axis. The splitting pattern that occurs in a rhombic field is also shown below.

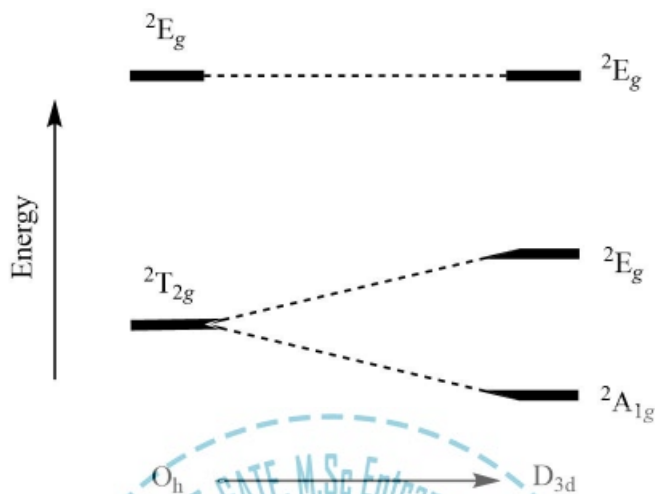


Figure 48. The splitting pattern of d -orbital energy levels of d^1 -metal complexes in trigonal distortion.

➤ **Distortion in Four-Coordinated Complexes**

The tetra-coordination of ligands in different metal complexes can be categorized mainly as the tetrahedral and square planar. The tetrahedral geometry can be distorted in various ways to produce other four-coordinated structures. For instance, a perfect tetrahedral geometry can be compressed or elongated along two-fold and three-fold axis of symmetry to produce structures having D_{2d} and C_{3v} symmetry profiles, respectively. Moreover, the extreme case of compression along one two-fold axis is bound to yield a perfectly flat square-planar structure with D_{4h} point group.

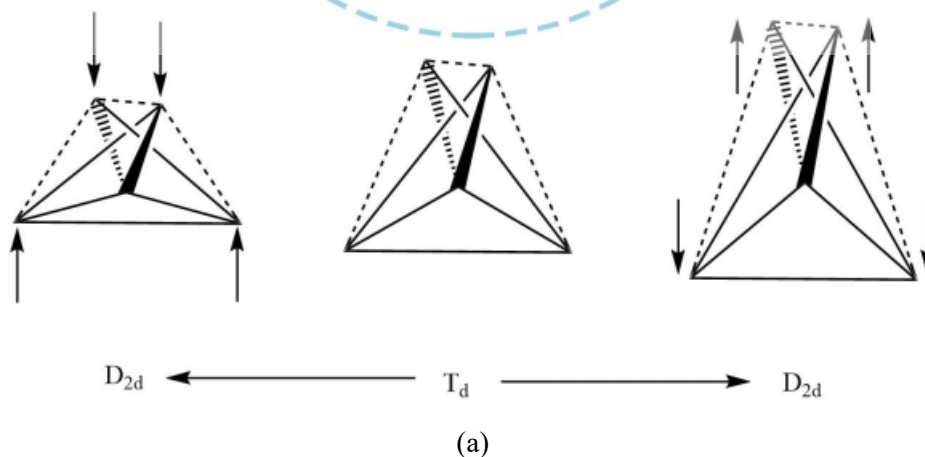


Figure 49. Continued on the next page...

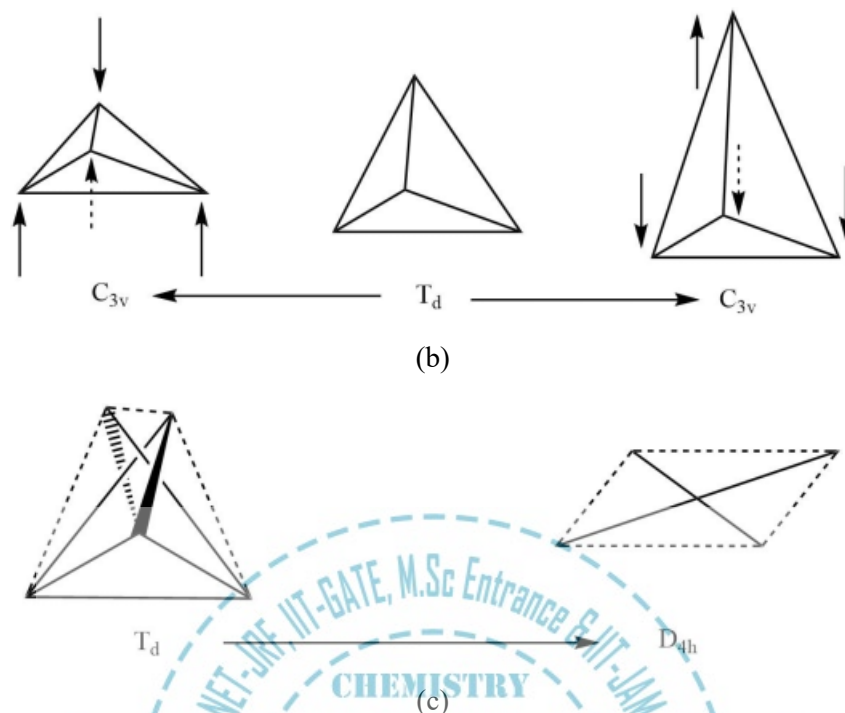


Figure 49. The (a) two-fold (b) three-fold and (c) square-planar distortion in tetrahedral metal complexes.

1. Two-fold distortion: The two-fold distortions occur as the elongation or compression along one of the six two-fold symmetry axis. The splitting pattern that occurs in a D_{2d} crystal field is also shown below.

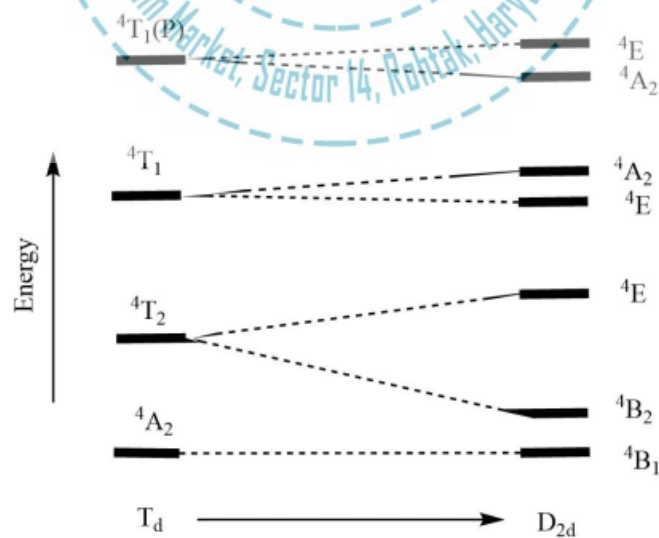


Figure 50. The splitting pattern of d -orbital energy levels of d^7 -metal complexes in two-fold distortion.

2. Three-fold distortion: The three-fold distortions occur as the elongation or compression along one of the four three-fold symmetry axis. The splitting pattern that occurs in a C_{3v} crystal field is also shown below.

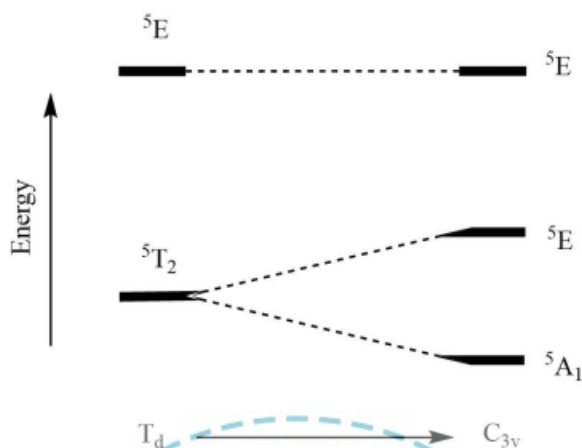


Figure 51. The splitting pattern of d -orbital energy levels of d^4 -metal complexes in three-fold distortion.

3. Square-planer distortion: The square-planer distortions occur as the extreme compression along one of the six two-fold symmetry axis. The splitting pattern that occurs in a D_{4h} crystal field is shown below.

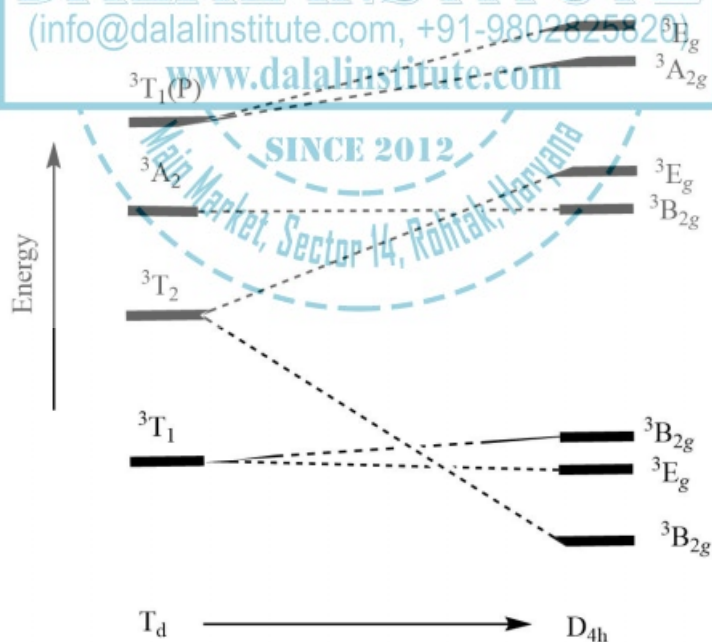


Figure 52. The splitting pattern of d -orbital energy levels of d^8 -metal complexes in square-planer distortion.

LEGAL NOTICE

This document is an excerpt from the book entitled “A Textbook of Inorganic Chemistry – Volume 1 by Mandeep Dalal”, and is the intellectual property of the Author/Publisher. The content of this document is protected by international copyright law and is valid only for the personal preview of the user who has originally downloaded it from the publisher’s website (www.dalalinstitute.com). Any act of copying (including plagiarizing its language) or sharing this document will result in severe civil and criminal prosecution to the maximum extent possible under law.



This is a low resolution version only for preview purpose. If you want to read the full book, please consider buying.

Buy the complete book with TOC navigation, high resolution images and no watermark.

Home

CLASSES

NET-JRF, IIT-GATE, M.Sc Entrance & IIT-JAM

Want to study chemistry for CSIR UGC - NET JRF, IIT-GATE, M.Sc Entrance, IIT-JAM, UPSC, ISRO, IISc, TIFR, DRDO, BARC, JEST, GRE, Ph.D Entrance or any other competitive examination where chemistry is a paper ?

[READ MORE](#)

BOOKS

Publications

Are you interested in books (Print and Ebook) published by Dalal Institute ?

[READ MORE](#)

VIDEOS

Video Lectures

Want video lectures in chemistry for CSIR UGC - NET JRF, IIT-GATE, M.Sc Entrance, IIT-JAM, UPSC, ISRO, IISc, TIFR, DRDO, BARC, JEST, GRE, Ph.D Entrance or any other competitive examination where chemistry is a paper ?

[READ MORE](#)

Home: <https://www.dalalinstitute.com/>

Classes: <https://www.dalalinstitute.com/classes/>

Books: <https://www.dalalinstitute.com/books/>

Videos: <https://www.dalalinstitute.com/videos/>

Location: <https://www.dalalinstitute.com/location/>

Contact Us: <https://www.dalalinstitute.com/contact-us/>

About Us: <https://www.dalalinstitute.com/about-us/>

Postgraduate Level Classes (NET-JRF & IIT-GATE)

Admission

[Regular Program](#)
[Test Series](#)

[Distance Learning](#)
[Result](#)

Undergraduate Level Classes (M.Sc Entrance & IIT-JAM)

Admission

[Regular Program](#)
[Test Series](#)

[Distance Learning](#)
[Result](#)

A Textbook of Inorganic Chemistry – Volume 1


“A Textbook of Inorganic Chemistry – Volume 1 by Mandeep Dalal” is now available globally; including India, America and most of the European continent. Please ask at your local bookshop or get it online here.

[READ MORE](#)

Join the revolution by becoming a part of our community and get all of the member benefits like downloading any PDF document for your personal preview.

[Sign Up](#)

International
Edition



A TEXTBOOK OF INORGANIC CHEMISTRY

Volume I

MANDEEP DALAL



First Edition

DALAL INSTITUTE

Table of Contents

CHAPTER 1	11
Stereochemistry and Bonding in Main Group Compounds:	11
❖ VSEPR Theory	11
❖ $d\pi-p\pi$ Bonds	23
❖ Bent Rule and Energetic of Hybridization.....	28
❖ Problems	42
❖ Bibliography	43
CHAPTER 2	44
Metal-Ligand Equilibria in Solution:	44
❖ Stepwise and Overall Formation Constants and Their Interactions	44
❖ Trends in Stepwise Constants.....	46
❖ Factors Affecting Stability of Metal Complexes with Reference to the Nature of Metal Ion and Ligand.....	49
❖ Chelate Effect and Its Thermodynamic Origin.....	56
❖ Determination of Binary Formation Constants by pH-metry and Spectrophotometry.....	63
❖ Problems	68
❖ Bibliography	69
CHAPTER 3	70
Reaction Mechanism of Transition Metal Complexes – I:	70
❖ Inert and Labile Complexes.....	70
❖ Mechanisms for Ligand Replacement Reactions	77
❖ Formation of Complexes from Aquo Ions.....	82
❖ Ligand Displacement Reactions in Octahedral Complexes- Acid Hydrolysis, Base Hydrolysis....	86
❖ Racemization of Tris Chelate Complexes	89
❖ Electrophilic Attack on Ligands	92
❖ Problems	94
❖ Bibliography	95

CHAPTER 4	96
Reaction Mechanism of Transition Metal Complexes – II:	96
❖ Mechanism of Ligand Displacement Reactions in Square Planar Complexes.....	96
❖ The Trans Effect.....	98
❖ Theories of Trans Effect.....	103
❖ Mechanism of Electron Transfer Reactions – Types; Outer Sphere Electron Transfer Mechanism and Inner Sphere Electron Transfer Mechanism.....	106
❖ Electron Exchange.....	117
❖ Problems.....	121
❖ Bibliography.....	122
CHAPTER 5	123
Isopoly and Heteropoly Acids and Salts:	123
❖ Isopoly and Heteropoly Acids and Salts of Mo and W: Structures of Isopoly and Heteropoly Anions	123
❖ Problems.....	152
❖ Bibliography.....	153
CHAPTER 6	154
Crystal Structures:	154
❖ Structures of Some Binary and Ternary Compounds Such as Fluorite, Antifluorite, Rutile, Antirutile, Cristobalite, Layer Lattices - CdI_2 , BiI_3 ; ReO_3 , Mn_2O_3 , Corundum, Pervoskite, Ilmenite and Calcite.....	154
❖ Problems.....	178
❖ Bibliography.....	179
CHAPTER 7	180
Metal-Ligand Bonding:	180
❖ Limitation of Crystal Field Theory.....	180
❖ Molecular Orbital Theory – Octahedral, Tetrahedral or Square Planar Complexes.....	184
❖ π -Bonding and Molecular Orbital Theory	198
❖ Problems.....	212
❖ Bibliography.....	213

CHAPTER 8	214
Electronic Spectra of Transition Metal Complexes:	214
❖ Spectroscopic Ground States	214
❖ Correlation and Spin-Orbit Coupling in Free Ions for 1st Series of Transition Metals.....	243
❖ Orgel and Tanabe-Sugano Diagrams for Transition Metal Complexes ($d^1 - d^9$ States).....	248
❖ Calculation of Dq , B and β Parameters	280
❖ Effect of Distortion on the d -Orbital Energy Levels	300
❖ Structural Evidence from Electronic Spectrum	307
❖ Jahn-Teller Effect	312
❖ Spectrochemical and Nephelauxetic Series	324
❖ Charge Transfer Spectra	328
❖ Electronic Spectra of Molecular Addition Compounds.....	336
❖ Problems	340
❖ Bibliography	341
CHAPTER 9	342
Magnetic Properties of Transition Metal Complexes:	342
❖ Elementary Theory of Magneto-Chemistry	342
❖ Guoy's Method for Determination of Magnetic Susceptibility	351
❖ Calculation of Magnetic Moments	354
❖ Magnetic Properties of Free Ions.....	359
❖ Orbital Contribution: Effect of Ligand-Field	362
❖ Application of Magneto-Chemistry in Structure Determination	370
❖ Magnetic Exchange Coupling and Spin State Cross Over	375
❖ Problems	384
❖ Bibliography	385
CHAPTER 10	386
Metal Clusters:	386
❖ Structure and Bonding in Higher Boranes.....	386
❖ Wade's Rules.....	401

❖ Carboranes.....	407
❖ Metal Carbonyl Clusters- Low Nuclearity Carbonyl Clusters.....	412
❖ Total Electron Count (TEC).....	417
❖ Problems.....	424
❖ Bibliography.....	425
CHAPTER 11.....	426
Metal-II Complexes:	426
❖ Metal Carbonyls: Structure and Bonding.....	426
❖ Vibrational Spectra of Metal Carbonyls for Bonding and Structure Elucidation.....	439
❖ Important Reactions of Metal Carbonyls.....	446
❖ Preparation, Bonding, Structure and Important Reactions of Transition Metal Nitrosyl, Dinitrogen and Dioxygen Complexes.....	450
❖ Tertiary Phosphine as Ligand.....	463
❖ Problems.....	469
❖ Bibliography.....	470
INDEX.....	471



Mandeep Dalal

(M.Sc, Ph.D, CSIR UGC - NET JRF, IIT - GATE)

Founder & Director, Dalal Institute

Contact No: +91-9802825820

Homepage: www.mandeepdalal.com

E-Mail: dr.mandeep.dalal@gmail.com

Mandeep Dalal is an Indian research scholar who is primarily working in the field of Science and Philosophy. He received his Ph.D in Chemistry from Maharshi Dayanand University, Rohtak, in 2018. He is also the Founder and Director of "Dalal Institute", an India-based educational organization which is trying to revolutionize the mode of higher education in Chemistry across the globe. He has published more than 40 research papers in various international scientific journals, including mostly from Elsevier (USA), IOP (UK) and Springer (Netherlands) .

Other Books by the Author

A TEXTBOOK OF INORGANIC CHEMISTRY - VOLUME I, II, III, IV

A TEXTBOOK OF PHYSICAL CHEMISTRY - VOLUME I, II, III, IV

A TEXTBOOK OF ORGANIC CHEMISTRY - VOLUME I, II, III, IV

ISBN: 978-81-938720-0-0



9 788193 872000

MRP: Rs 800.00

D DALAL
INSTITUTE

Main Market, Sector 14, Rohtak, Haryana 124001, India

(+91-9802825820, info@dalalinstitute.com)

www.dalalinstitute.com