

CHAPTER 5

Natural and Synthetic Dyes

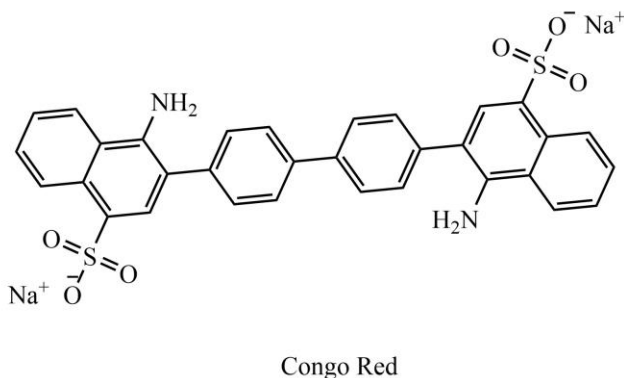
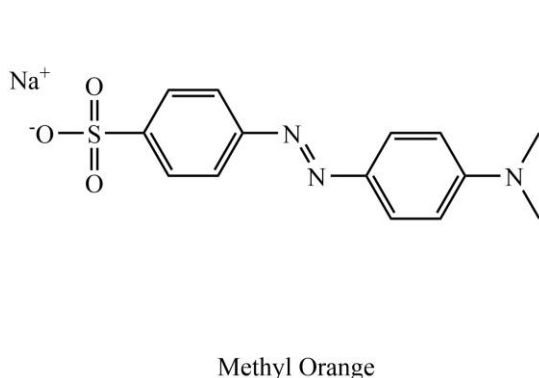
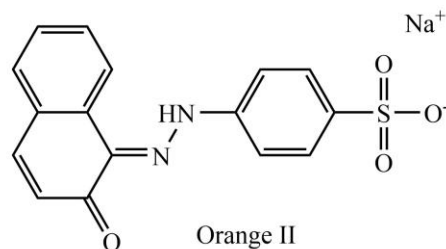
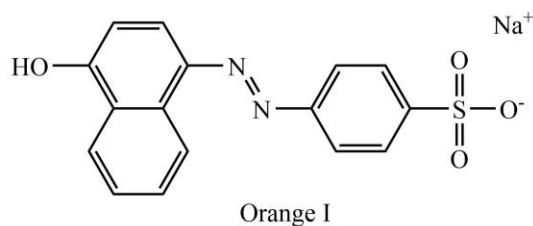
❖ Various Classes of Synthetic Dyes Including Heterocyclic Dyes

A dye may simply be defined as a colored compound that binds chemically or physically to the substrate to which it is applied; and depending upon the type of source, they are classified as synthetic or natural. In this section, we will further classify the synthetic dyes (azo and non-azo types) based upon their method of application.

➤ Acid Dyes

An acid dye may simply be defined as the sodium salt of azo dyes which contains carboxylic or sulphonic acid.

These types of dyes are applied to fiber from their acid solution and are typically employed to color wool, nylon, polyurethane, and silk. Acid dyes have a greater affinity for nylon which is obviously due to the presence of more free amino groups in polycaprolactam. These types of dyes cannot be applied to cotton due to little to no affection. Some of the typical examples of acid dyes are orange-I, orange-II, congo red, and methyl orange.

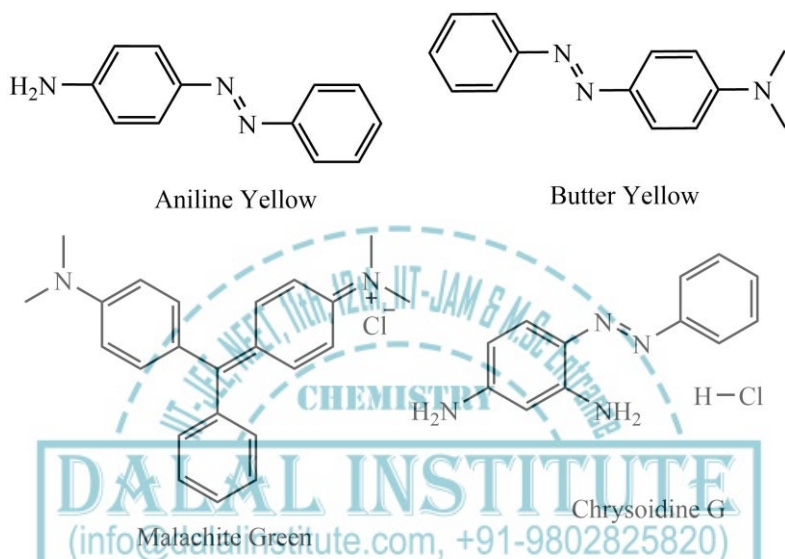


It is also worthy to note that besides dyeing the fabric, some special acid dyes are also used as food colorants, to stain organelles in the medical field.

➤ Basic Dyes

A basic dye may simply be defined as the salt of colored bases which contains amino groups as auxochromes.

The amino groups of basic dyes generate water-soluble cations; which in turn, can bind with the anionic sites on the fabric used. These dyes can be used to color modifies nylons and polyesters. Some of the typical examples of basic dyes are aniline yellow, butter yellow, chrysoidine G, and malachite green.

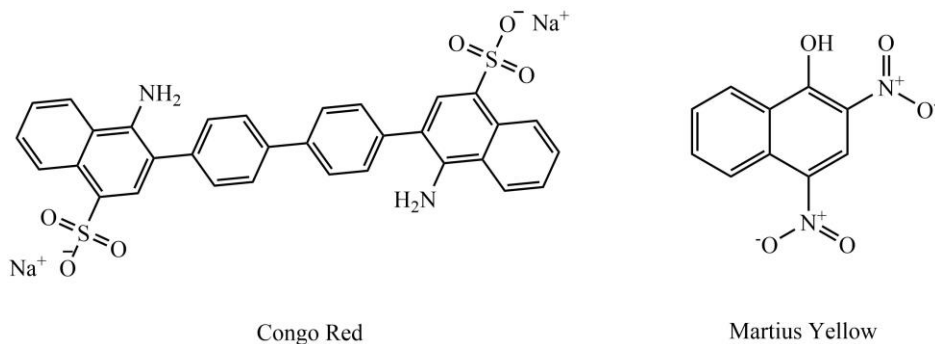


It is also worthy to note that besides dyeing the fabric, some special basic dyes are also used as paper colorants in the paper industry.

➤ Direct Dyes

A direct dye may simply be defined as the dye which can be applied to the fabric directly from its aqueous solution.

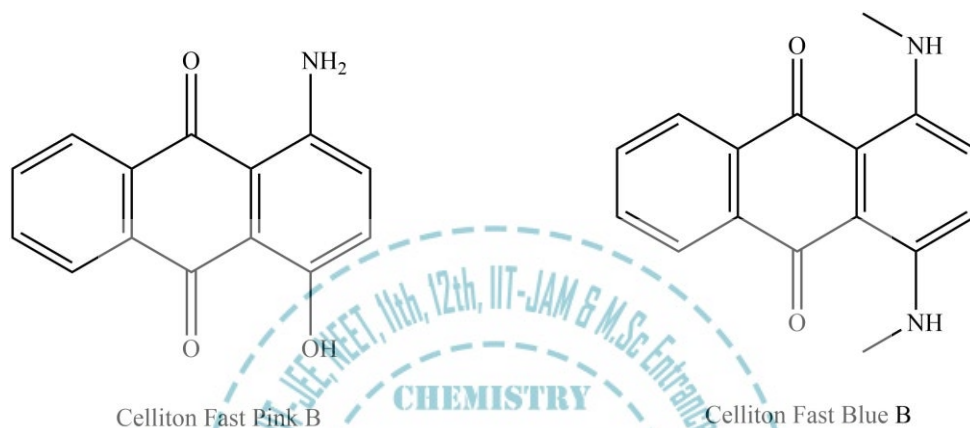
These dyes are water-soluble and appropriate for the fabrics that can bind to the dye molecule via hydrogen bonding. Direct dyes are primarily used to color nylon, silk, rayon, cotton, and wool. Some of the typical examples of direct dyes are martius yellow and congo red.



➤ **Disperse Dyes**

A disperse dye may simply be defined as the dye which can be applied to the fabric in the form of dispersion dye material in a soap solution stabilized by benzoic acid, cresol, or phenol.

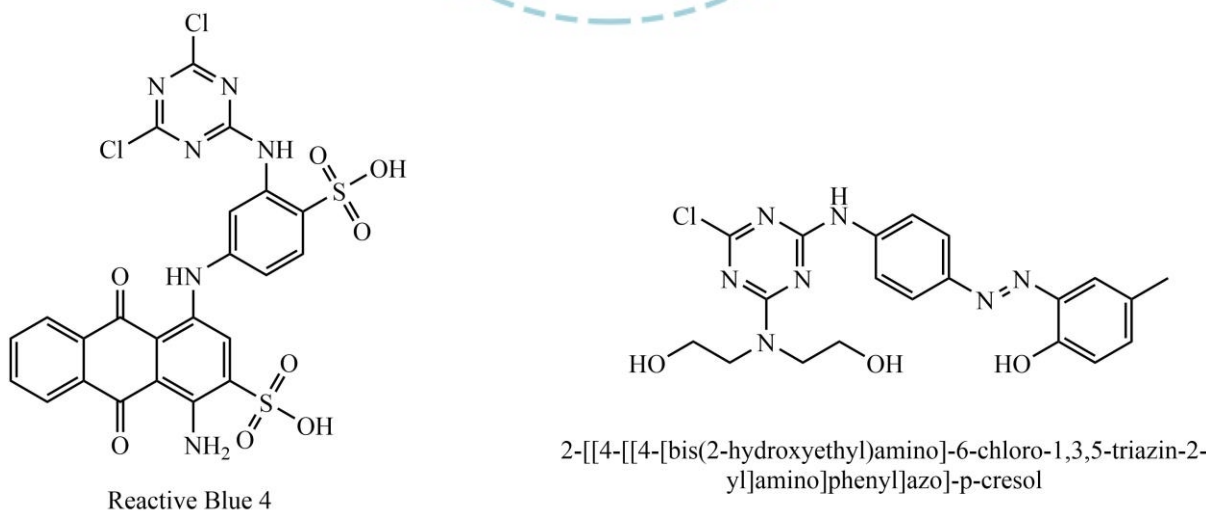
These dyes are water-insoluble (correspond to the anthraquinone class) and are appropriate for the synthetic polyamide fibers. Some of the typical examples of disperse dyes are celliton fast pink B and celliton fast blue B.



➤ **Reactive Dyes**

A reactive dye may simply be defined as the dye that has reactive groups capable of binding with the amino or hydroxyl groups of the fiber.

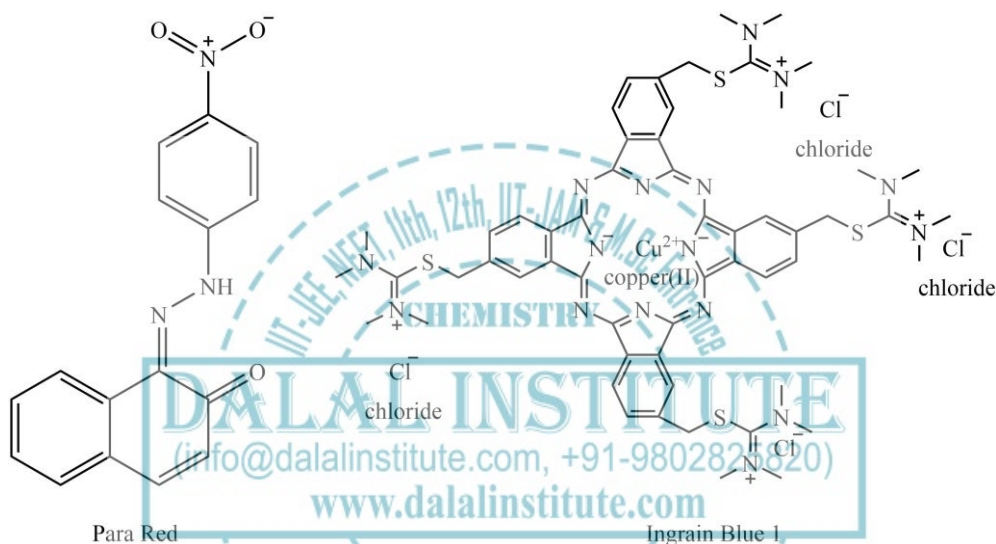
These dyes bind very strongly with the fiber which can be attributed to the chemical nature of the bonding interaction. These dyes are primarily used to color wool, silk, and cotton. Some of the typical examples of disperse dyes are reactive blue 4 and 2-[[4-[[4-[bis(2-hydroxyethyl)amino]-6-chloro-1,3,5-triazin-2-yl]amino]phenyl]azo]-p-cresol.



➤ Ingrain Dyes

An ingrain dye may simply be defined as the dye that is produced within the fiber from chemical precursors and binds itself by an irreversible chemical change in such a way that fastness is improved upon the dyeing.

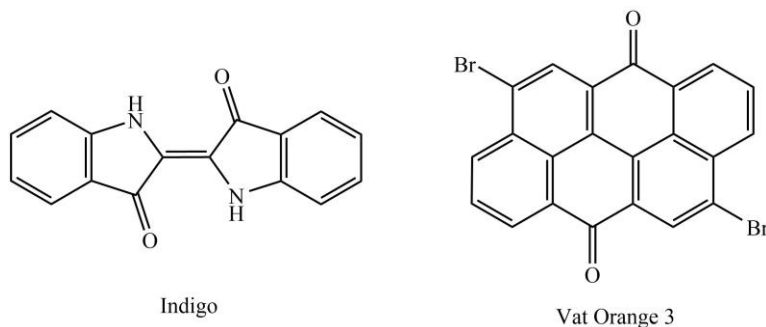
These dyes are created by the coupling of the diazonium salt with naphthols, phenols, aminophenols, or arylamines on the fiber's surface. Ingrain dyes are not considered as fast because the dye molecules bind to the fiber via adsorption. These dyes are primarily used to color nylon, silk, polyester, leather, polypropylene, polyacrylonitriles, polyurethanes, and cellulose. Examples of ingrain dyes are para red and Ingrain blue 1.



➤ Vat Dyes

A vat dye may simply be defined as the dye that is applied in its reduced form to the fabric in a bucket or vat with a reducing agent like sodium hydrosulfite's alkaline solution.

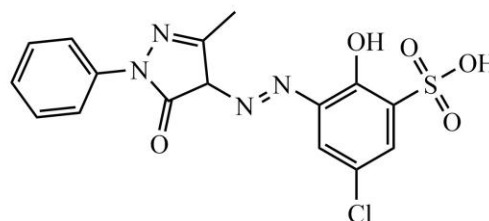
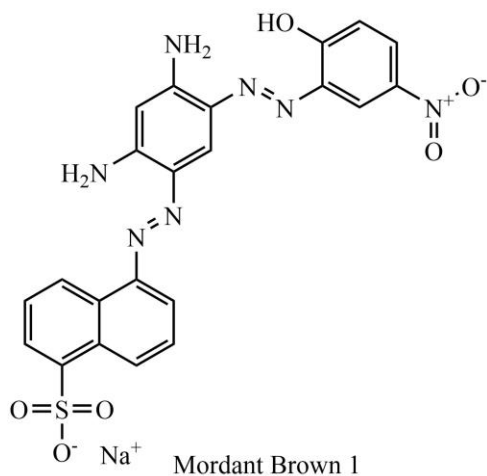
These dyes are water-insoluble and cannot be applied directly to the fiber. However, their reduced form (generally colorless) becomes soluble in water and does have an affinity for cellulose fiber. Owing to this special feature, vat dyes are primarily used to color cotton cloths. Some of the typical examples of vat dyes are indigo (also a naturally occurring dye) and vat orange 3.



➤ Mordant Dyes

A mordant dye may simply be defined as the dye that is applied to the fabric via some mordant acting as a binding agent between the fiber and dye.

Tannic acid and metal ions are used as mordant basic and acid dyes, respectively. The fabric is first soaked in the mordant provider and then the dye is applied. These dyes are primarily used to color wool. Two of the typical examples of mordant dyes are mordant brown 1 and mordant red 19.



It is also worthy to note that mordants not only increase the fastness of the dye but can also change the color of both the dye-plus-mordant solution and influence the shade of the overall product.

❖ Interaction Between Dyes and Fibers

In the process of dyeing, the dye molecules bind with the fiber by some sort of attractive force which can be physical or chemical in nature. The fastness of the dye depends upon the nature and extent of these dye-fiber forces. In this chapter, we will discuss the types of interactions between dye and fiber.

➤ Physical Theory

According to the physical theory of dye-fiber interaction, dye molecules are retained by the fiber via van der Waal forces or hydrogen bonding.

Some of the most important characteristic features of the physical theory of dye-fiber interaction are given below.

1. The fastness of dye in this type of interaction increases with increasing molecular size.
2. Dye's fastness decreases as the solubility increases.

One of the most common examples of dyes showing this type of interaction is the coloring of the cellulose by solubilized vat, direct, sulfur, and vat dyes.

➤ **Chemical Theory**

According to the chemical theory of dye-fiber interaction, dye molecules are retained by the fiber via the chemical bond.

Some of the most important characteristic features of the chemical theory of dye-fiber interaction are given below.

1. The dye as well as fiber, are required to have reactive groups.
2. Dye's fastness decreases as the number of reactive sites increases.
3. In most cases, the bonding's nature is ionic but can also be covalent in some.
4. An electrolyte is added after the 'half dying process' to exhaust the bath.
5. Sometimes the dying-rate is so high that leveling agents are needed for a more uniform effect.

Some of the most common examples include dyeing of wool or nylon or silk with acid dye, dyeing of acrylic or silk or cationic polyester with a basic dye, and coloring of anionic polyester with sulfur, vat, reactive or direct dyes. Furthermore, the coloring of cotton by reactive dye material also results in the formation of chemical bonds (covalent interaction).

➤ **Physio-Chemical Theory**

According to the physio-chemical theory of dye-fiber interaction, dye molecules are retained by the fiber via physical bonds.

Some of the most important characteristic features of the physio-chemical theory of dye-fiber interaction are given below.

1. The fastness of dye in this type of interaction is enhanced by increasing molecular size by the reaction of fiber-retained dye with some other chemical species.
2. One component must be the dye; however, the other component can be the dye or non-dye chemical.

Some of the most common examples of dyes showing this type of interaction are mordant dyeing of wool, mordanting of cotton in basic dyeing, back tanning of dyed protein fiber.

➤ **Fiber-Complex Theory**

According to the fiber-complex theory of dye-fiber interaction, dye molecules are retained by the fiber via the formation of a complex.

Some of the most important characteristic features of the fiber-complex theory of dye-fiber interaction are given below.

1. The dye on its own is not able to enter the fiber's matrix due to lack of affinity or large molecular structure.
2. The reaction of two different compounds under feasible conditions.

One of the most common examples of dyes showing this type of interaction is cotton's coloring with insoluble azoic.

➤ **Solid Solution Theory**

According to the solid-solution theory of dye-fiber interaction, dye molecules are trapped inside by the fiber material under suitable conditions.

Some of the most important characteristic features of the solid-solution theory of dye-fiber interaction are given below.

1. The dyestuff as well fiber, both are in the solid phase.
2. Dye gets trapped in the hydrophobic fiber, forming a solid solution.
3. The dyeing is carried out at a higher temperature to facilitates the passage of dye molecules into the fiber.

One of the most common examples of dyes showing this type of interaction is dyeing man-made material with disperse dye.

➤ **Pigment or Mechanical Theory**

According to the pigment or mechanical theory of dye-fiber interaction, dye molecules are attached to the fiber via a binding agent.

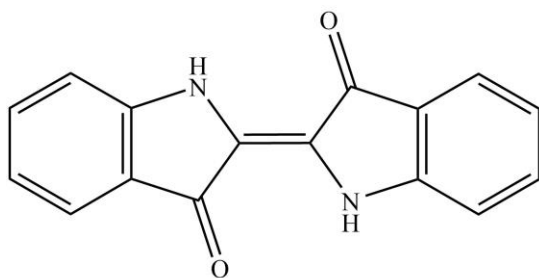
Some of the most important characteristic features of the pigment theory of dye-fiber interaction are given below.

1. The dye has no reactive sites, no affinity for the fiber, and is insoluble in most of the solvents.
2. The fiber becomes more stiff and the dye's fastness depends upon the film's longevity.

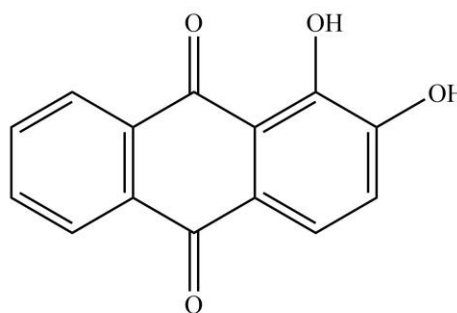
Some of the most common examples of dyes showing this type of interaction are the dyeing of fabric, pigment colors.

❖ Structure Elucidation of Indigo and Alizarin

Two of the most popular examples of natural dyes are indigo and alizarin which have a cultural history all across the globe. In this section, we will discuss the general method of structure elucidation of alizarin and indigo as well.



Indigo

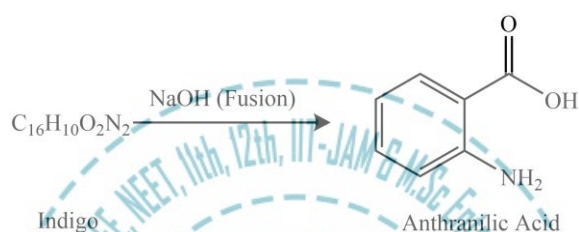


Alizarin

➤ Structure of Indigo

Indigo is a naturally occurring blue dye whose molecular structure can be elucidated by the general method as given below.

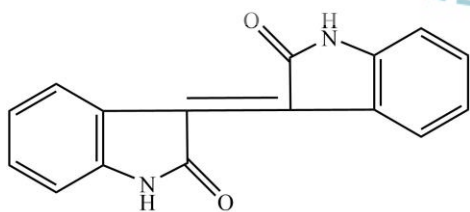
1. The combined study of elemental analysis and mass spectrum suggested that $C_{16}H_{10}O_2N_2$ is the molecular formula of indigo.
2. The double bond equivalent (D.B.E) for indigo was found to be 13 suggesting that there must be more than one benzene ring.
3. Indigo's fusion at low-temperature results in anthranilic acid suggesting that there must be at least one ortho-substituted benzene ring where one position is bind by nitrogen and the other by carbon.



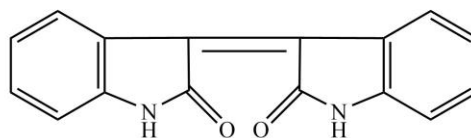
4. Indigo's oxidation with nitric acid results in two moles of isatin indicating two identical units in indigo that are connected with each other such that one molecule of isatin is generated from each unit.



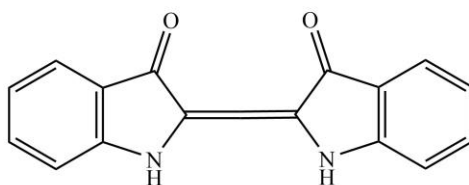
5. Three possible structures can be concluded from the isatin structure.



Structure 1

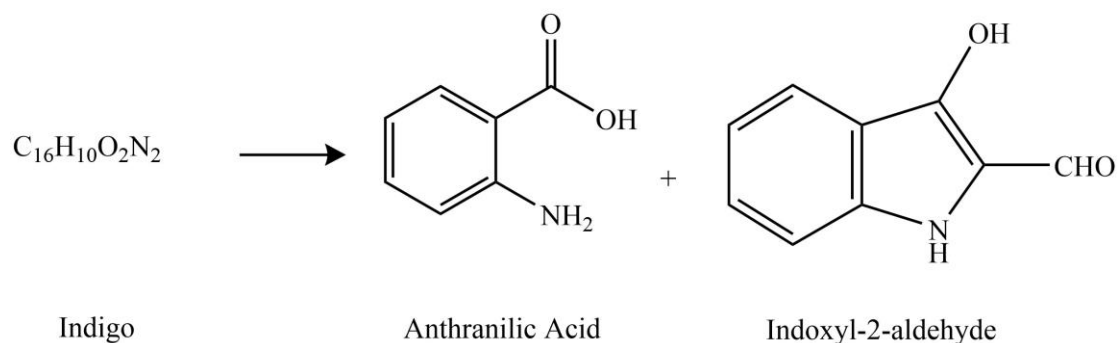


Structure 2

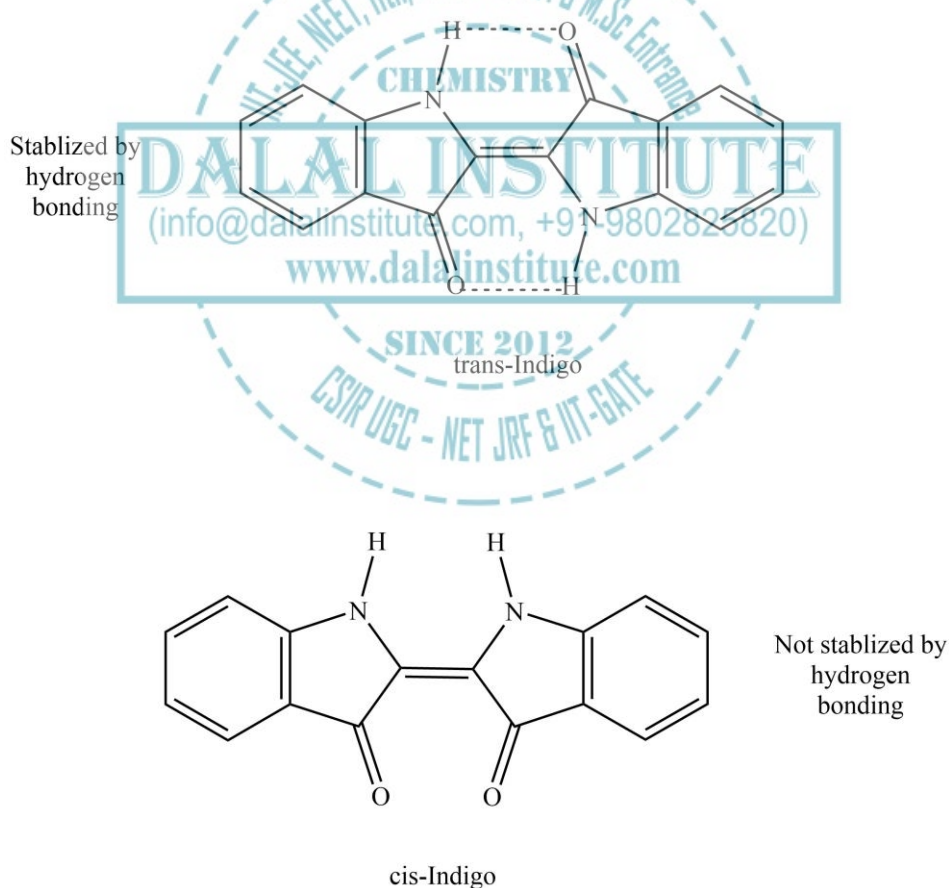


Structure 3

6. The treatment of indigotin with dilute alkali results in the formation of indoxyl-2-aldehyde and anthranilic acid.



7. Finally, we may conclude that two identical units must be joined via the second position of the indoxyl fragment, and an oxygen-containing functional group must be present at position 3. All this suggests following two structures for indigotin.



Now since trans configuration is stabilized by H-bonding, it must be the primary choice. Similar results were obtained by qualitative analysis of mass spectra and NMR data.

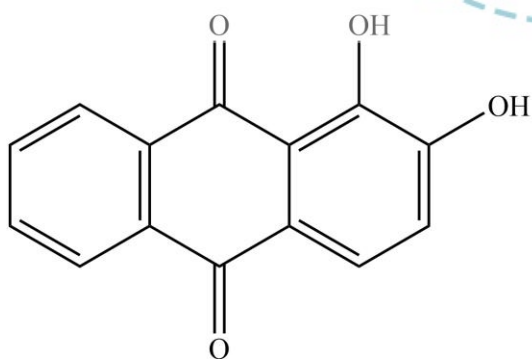
➤ **Structure of Alizarin**

Indigo is a naturally occurring blue dye whose molecular structure can be elucidated by the general method as given below.

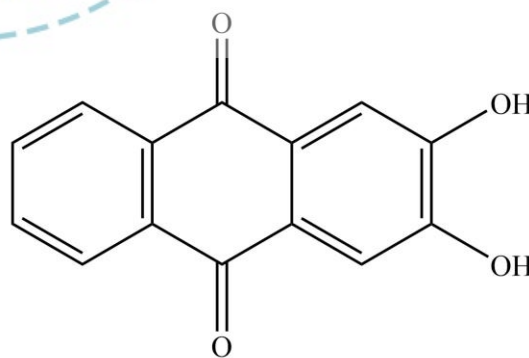
1. The combined study of elemental analysis and mass spectrum suggested that $C_{14}H_8O_4$ is the molecular formula of alizarin.
2. The double bond equivalent (D.B.E) for alizarin was found to be 11 suggesting that there must be at least one benzene ring.
3. The reduction of alizarin with zinc at 675K results in anthracene indicating that alizarin must be a derivative of the anthracene molecule.
4. The reaction of alizarin with acetic anhydride results in diacetate showing two hydroxyl groups are expected in the alizarin molecule.
5. Since the condensation of phthalic anhydride with catechol at 455K results in alizarin, it can be concluded that this dihydroxy derivative of anthraquinone must be having OH groups in the same cycle.



6. Therefore, following structures can be proposed for alizarin molecule.

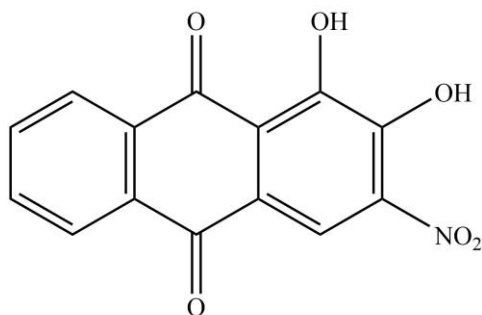


Structure I

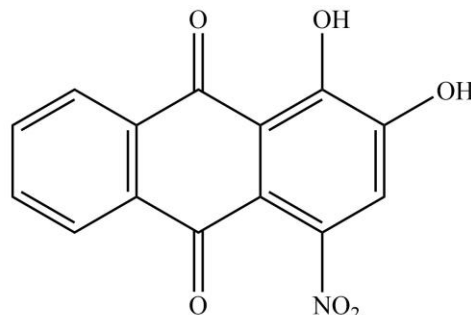


Structure II

7. The nitration of alizarin results in two isomers of mono-nitro derivative, which in turn produce phthalic acid upon oxidation; indicating the presence of the nitro group in the same cycle as the hydroxy group. Now since structure I can give two mono-nitro derivatives but the second structure can produce only one mono-nitro derivative, the correct answer should be structure I.



Structure IA



Structure IB



Structure IIA

Now since trans configuration is stabilized by H-bonding, it must be the primary choice. Similar results were obtained by qualitative analysis of mass spectra and NMR data

❖ Problems

- Q 1. What is a dye? How would you classify them based on their source?
- Q 2. Discuss the classification of various forms of dyes on basis of their method of application.
- Q 3. What is the difference between mordant and vat dyes?
- Q 4. Give the points of similarity and differences between the physical and chemical theory of dye-fiber interaction.
- Q 5. State solid-solution theory of dye-fiber interaction. Also give its salient features.
- Q 6. Discuss the general method of structure determination of indigo.
- Q 7. What is the chemical formula of alizarin? Also, discuss its structure elucidation.

❖ Bibliography

1. D. Klein, *Organic Chemistry*, John Wiley & Sons, Inc., New Jersey, USA, 2015.
2. J. Clayden, N. Greeves, S. Warren, *Organic Chemistry*, Oxford University Press, Oxford, UK, 2012.
3. R. L. Madan, *Organic Chemistry*, Tata McGraw Hill, New Delhi, India, 2013.
4. L. Knutson, *Synthetic Dyes for Natural Fibers*, Interweave Press, Colorado, USA, 1986.
5. P. S. Vankar, *Natural Dyes for Textiles: Sources, Chemistry and Applications*, Woodhead Publishing, Cambridge, UK, 2017.

LEGAL NOTICE

This document is an excerpt from the book entitled “A Textbook of Organic Chemistry – Volume 1 by Mandeep Dalal”, and is the intellectual property of the Author/Publisher. The content of this document is protected by international copyright law and is valid only for the personal preview of the user who has originally downloaded it from the publisher’s website (www.dalalinstitute.com). Any act of copying (including plagiarizing its language) or sharing this document will result in severe civil and criminal prosecution to the maximum extent possible under law.



This is a low resolution version only for preview purpose. If you want to read the full book, please consider buying.

Buy the complete book with TOC navigation, high resolution images and no watermark.

Home

CLASSES

CSIR UGC – NET JRF, IIT-GATE, M.Sc Entrance, IIT-JAM, IIT-JEE, NEET, 11th and 12th

Want to study chemistry for CSIR UGC – NET JRF + IIT-GATE; IIT-JAM + M.Sc Entrance; IIT-JEE + NEET + 11th +12th; and all other postgraduate, undergraduate & senior-secondary level examinations where chemistry is a paper?
[READ MORE](#)

BOOKS

Publications

Are you interested in books (Print and Ebook) published by Dalal Institute?
[READ MORE](#)

VIDEOS

Video Lectures

Want video lectures in chemistry for CSIR UGC – NET JRF + IIT-GATE; IIT-JAM + M.Sc Entrance; IIT-JEE + NEET + 11th +12th; and all other postgraduate, undergraduate & senior-secondary level examinations where chemistry is a paper?
[READ MORE](#)

Postgraduate Level

Senior-Secondary Level

Undergraduate Level

CSIR UGC – NET JRF & IIT-GATE

First Chemistry Batch
(1st January – 31st May)

Second Chemistry Batch
(1st July – 30th November)

11TH, 12TH, NEET & IIT-JEE

First Chemistry Batch
(1st April – 31st August)

Second Chemistry Batch
(1st October – 28th February)

M.SC ENTRANCE & IIT-JAM

First Chemistry Batch
(1st February – 30th June)

Second Chemistry Batch
(1st August – 31st December)

Regular Program

Online Course

Result

Regular Program

Online Course

Result


Regular Program

Online Course

Result

Join the revolution by becoming a part of our community and get all of the member benefits like downloading any PDF document for your personal preview.

[Sign Up](#)



JOIN THE REVOLUTION FROM BEAST TO

BUDDHA

D DALAL INSTITUTE

.....Chemical Science Demystified.....

Main Market, Sector 14, Rohtak, Haryana 124001, India
(+91-9802825820, info@dalalinstitute.com)
www.dalalinstitute.com

..... India's Best Coaching Center for Academic and Competitive Chemistry Exams
(CSIR UGC – NET JRF + IIT-GATE; IIT-JAM + M.Sc Entrance; IIT-JEE + NEET + 11th +12th; and all other postgraduate, undergraduate & senior-secondary level examinations where chemistry is a paper)

International
Edition



A TEXTBOOK OF ORGANIC CHEMISTRY

Volume I

MANDEEP DALAL



First Edition

DALAL INSTITUTE

Table of Contents

CHAPTER 1	11
Nature of Bonding in Organic Molecules	11
❖ Delocalized Chemical Bonding	11
❖ Conjugation	14
❖ Cross Conjugation	16
❖ Resonance.....	18
❖ Hyperconjugation	27
❖ Tautomerism.....	31
❖ Aromaticity in Benzenoid and Nonbenzenoid Compounds	33
❖ Alternant and Non-Alternant Hydrocarbons	35
❖ Huckel's Rule: Energy Level of π -Molecular Orbitals	37
❖ Annulenes.....	44
❖ Antiaromaticity.....	46
❖ Homoaromaticity.....	48
❖ PMO Approach.....	50
❖ Bonds Weaker Than Covalent	58
❖ Addition Compounds: Crown Ether Complexes and Cryptands, Inclusion Compounds, Cyclodextrins	65
❖ Catenanes and Rotaxanes	75
❖ Problems.....	79
❖ Bibliography.....	80
CHAPTER 2	81
Stereochemistry	81
❖ Chirality.....	81
❖ Elements of Symmetry	86
❖ Molecules with More Than One Chiral Centre: Diastereomerism	90
❖ Determination of Relative and Absolute Configuration (Octant Rule Excluded) with Special Reference to Lactic Acid, Alanine & Mandelic Acid	92
❖ Methods of Resolution.....	102
❖ Optical Purity	104
❖ Prochirality	105
❖ Enantiotopic and Diastereotopic Atoms, Groups and Faces	107
❖ Asymmetric Synthesis: Cram's Rule and Its Modifications, Prelog's Rule	113
❖ Conformational Analysis of Cycloalkanes (Upto Six Membered Rings).....	116
❖ Decalins.....	122
❖ Conformations of Sugars	126
❖ Optical Activity in Absence of Chiral Carbon (Biphenyls, Allenes and Spiranes)	132
❖ Chirality Due to Helical Shape	137
❖ Geometrical Isomerism in Alkenes and Oximes	140
❖ Methods of Determining the Configuration	146

❖ Problems.....	151
❖ Bibliography.....	152
CHAPTER 3.....	153
Reaction Mechanism: Structure and Reactivity	153
❖ Types of Mechanisms.....	153
❖ Types of Reactions	156
❖ Thermodynamic and Kinetic Requirements.....	159
❖ Kinetic and Thermodynamic Control	161
❖ Hammond's Postulate.....	163
❖ Curtin-Hammett Principle	164
❖ Potential Energy Diagrams: Transition States and Intermediates	166
❖ Methods of Determining Mechanisms.....	168
❖ Isotope Effects	172
❖ Hard and Soft Acids and Bases.....	174
❖ Generation, Structure, Stability and Reactivity of Carbocations, Carbanions, Free Radicals, Carbenes and Nitrenes.....	176
❖ Effect of Structure on Reactivity	200
❖ The Hammett Equation and Linear Free Energy Relationship.....	203
❖ Substituent and Reaction Constants.....	209
❖ Taft Equation.....	215
❖ Problems.....	219
❖ Bibliography.....	220
CHAPTER 4.....	221
Carbohydrates	221
❖ Types of Naturally Occurring Sugars	221
❖ Deoxy Sugars	227
❖ Amino Sugars.....	229
❖ Branch Chain Sugars	230
❖ General Methods of Determination of Structure and Ring Size of Sugars with Particular Reference to Maltose, Lactose, Sucrose, Starch and Cellulose.....	231
❖ Problems.....	239
❖ Bibliography.....	240
CHAPTER 5.....	241
Natural and Synthetic Dyes	241
❖ Various Classes of Synthetic Dyes Including Heterocyclic Dyes	241
❖ Interaction Between Dyes and Fibers	245
❖ Structure Elucidation of Indigo and Alizarin	247
❖ Problems.....	252
❖ Bibliography.....	253
CHAPTER 6.....	254
Aliphatic Nucleophilic Substitution	254
❖ The S_N2 , S_N1 , Mixed S_N1 and S_N2 , S_Ni , S_N1' , S_N2' , S_Ni' and SET Mechanisms.....	254

❖ The Neighbouring Group Mechanisms.....	263
❖ Neighbouring Group Participation by π and σ Bonds	265
❖ Anchimeric Assistance	269
❖ Classical and Nonclassical Carbocations	272
❖ Phenonium Ions.....	283
❖ Common Carbocation Rearrangements.....	284
❖ Applications of NMR Spectroscopy in the Detection of Carbocations	286
❖ Reactivity – Effects of Substrate Structure, Attacking Nucleophile, Leaving Group and Reaction Medium	288
❖ Ambident Nucleophiles and Regioselectivity	294
❖ Phase Transfer Catalysis.....	297
❖ Problems.....	300
❖ Bibliography	301
CHAPTER 7	302
Aliphatic Electrophilic Substitution	302
❖ Bimolecular Mechanisms – SE_2 and SE_i	302
❖ The SE_1 Mechanism	305
❖ Electrophilic Substitution Accompanied by Double Bond Shifts	307
❖ Effect of Substrates, Leaving Group and the Solvent Polarity on the Reactivity	308
❖ Problems.....	310
❖ Bibliography	311
CHAPTER 8	312
Aromatic Electrophilic Substitution	312
❖ The Arenium Ion Mechanism.....	312
❖ Orientation and Reactivity	314
❖ Energy Profile Diagrams	316
❖ The Ortho/Para Ratio.....	317
❖ <i>ipso</i> -Attack	319
❖ Orientation in Other Ring Systems	320
❖ Quantitative Treatment of Reactivity in Substrates and Electrophiles	321
❖ Diazonium Coupling.....	325
❖ Vilsmeier Reaction	326
❖ Gattermann-Koch Reaction	327
❖ Problems.....	329
❖ Bibliography	330
CHAPTER 9	331
Aromatic Nucleophilic Substitution	331
❖ The $ArSN_1$, $ArSN_2$, Benzyne and S_RN_1 Mechanisms.....	331
❖ Reactivity – Effect of Substrate Structure, Leaving Group and Attacking Nucleophile.....	336
❖ The von Richter, Sommelet-Hauser, and Smiles Rearrangements	339
❖ Problems.....	343
❖ Bibliography	344

CHAPTER 10	345
Elimination Reactions	345
❖ The E ₂ , E ₁ and E ₁ CB Mechanisms	345
❖ Orientation of the Double Bond.....	348
❖ Reactivity – Effects of Substrate Structures, Attacking Base, the Leaving Group and The Medium	352
❖ Mechanism and Orientation in Pyrolytic Elimination.....	355
❖ Problems.....	358
❖ Bibliography.....	359
CHAPTER 11	360
Addition to Carbon-Carbon Multiple Bonds	360
❖ Mechanistic and Stereochemical Aspects of Addition Reactions Involving Electrophiles, Nucleophiles and Free Radicals.....	360
❖ Regio- and Chemoselectivity: Orientation and Reactivity	370
❖ Addition to Cyclopropane Ring	374
❖ Hydrogenation of Double and Triple Bonds	375
❖ Hydrogenation of Aromatic Rings.....	377
❖ Hydroboration	378
❖ Michael Reaction.....	379
❖ Sharpless Asymmetric Epoxidation	380
❖ Problems.....	382
❖ Bibliography	383
CHAPTER 12	384
Addition to Carbon-Hetero Multiple Bonds.....	384
❖ Mechanism of Metal Hydride Reduction of Saturated and Unsaturated Carbonyl Compounds, Acids, Esters and Nitriles	384
❖ Addition of Grignard Reagents, Organozinc and Organolithium Reagents to Carbonyl and Unsaturated Carbonyl Compounds.....	400
❖ Wittig Reaction.....	406
❖ Mechanism of Condensation Reactions Involving Enolates: Aldol, Knoevenagel, Claisen, Mannich, Benzoin, Perkin and Stobbe Reactions	411
❖ Hydrolysis of Esters and Amides.....	433
❖ Ammonolysis of Esters.....	437
❖ Problems.....	439
❖ Bibliography.....	440
INDEX.....	441



Mandeep Dalal

(M.Sc, Ph.D, CSIR UGC – NET JRF, IIT-GATE)

Founder & Educator, Dalal Institute

E-Mail: dr.mandeep.dalal@gmail.com

www.mandeepdalal.com

Mandeep Dalal is an Indian research scholar who is primarily working in the field of Science and Philosophy. He received his Ph.D in Chemistry from Maharshi Dayanand University, Rohtak, in 2018. He is also the Founder of "Dalal Institute" (India's best coaching centre for academic and competitive chemistry exams), the organization that is committed to revolutionize the field of school-level and higher education in Chemistry across the globe. He has published more than 40 research papers in various international scientific journals, including mostly from Elsevier (USA), IOP (UK), and Springer (Netherlands).

Other Books by the Author

A TEXTBOOK OF INORGANIC CHEMISTRY – VOLUME I, II, III, IV

A TEXTBOOK OF PHYSICAL CHEMISTRY – VOLUME I, II, III, IV

A TEXTBOOK OF ORGANIC CHEMISTRY – VOLUME I, II, III, IV

ISBN: 978-81-952427-3-3



9 788195 242733 >

MRP: Rs 800.00

**D DALAL
INSTITUTE**

..... Chemical Science Demystified

Main Market, Sector 14, Rohtak, Haryana 124001, India

(info@dalalinstitute.com, +91-9802825820)

www.dalalinstitute.com